



Modular Cooking Range Line thermaline 90 - Sink unit on closed base, 1 Side

ITEM # _____
MODEL # _____
NAME # _____
SIS # _____
AIA # _____



589465 (MCZAHAD300)

Sink Unit on Closed Base,
one-side operated

Short Form Specification

Item No. _____

Sink unit on closed base, with a large stainless steel tap, constructed according to DIN 18860_2 with 20 mm drop nose top and 70 mm recessed plinth. Internal frame for heavy duty sturdiness in stainless steel. 2 mm top in 1.4301 (AISI 304). Flat surface construction, easily cleanable. THERMODUL connection system enables seamless worktop when units are connected and avoids soil penetrating.

IPX5 water resistant certification.

Configuration: Freestanding, One-side operated.

Main Features

- Large stainless steel tap.
- All major components may be easily accessed from the front.
- THERMODUL connection system creates a seamless work top when units are connected to each other thus avoiding soil penetrating vital components and facilitating the removal of units in case of replacement or service.

Construction

- IPX5 water resistance certification.
- Fitted on a closed base.
- 2 mm top in 1.4301 (AISI 304).
- Unit constructed according to DIN 18860_2 with 20 mm drop nose top and 70 mm recessed plinth.
- Flat surface construction with minimal hidden areas to easily clean all surfaces
- Internal frame for heavy duty sturdiness in stainless steel.

APPROVAL: _____



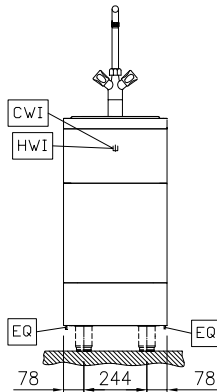
Experience the Excellence
www.electroluxprofessional.com



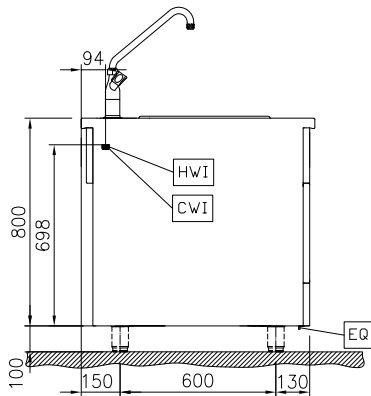
Electrolux
PROFESSIONAL

Modular Cooking Range Line thermaline 90 - Sink unit on closed base, 1 Side

Front

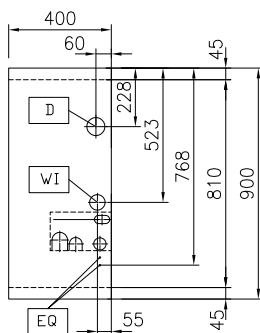


Side



CWI = Cold Water inlet 1 (cleaning)
D = Drain
HWI = Hot water inlet

Top



Water:

Inlet water line size: 3/4"
Drain line size: 1"
Incoming Cold/hot Water line size: 3/4"

Key Information:

External dimensions, Width: 400 mm
External dimensions, Depth: 900 mm
External dimensions, Height: 800 mm
Net weight: 38 kg



Modular Cooking Range Line
thermaline 90 - Sink unit on closed base, 1 Side

The company reserves the right to make modifications to the products without prior notice. All information correct at time of printing.

2025.05.08

Optional Accessories

- Connecting rail kit, 900mm PNC 912502 ☐
- Stainless steel side panel, 900x800mm, freestanding PNC 912511 ☐
- Portioning shelf, 400mm width PNC 912522 ☐
- Portioning shelf, 400mm width PNC 912552 ☐
- Folding shelf, 300x900mm PNC 912581 ☐
- Folding shelf, 400x900mm PNC 912582 ☐
- Fixed side shelf, 200x900mm PNC 912589 ☐
- Fixed side shelf, 300x900mm PNC 912590 ☐
- Fixed side shelf, 400x900mm PNC 912591 ☐
- Stainless steel front kicking strip, 400mm width PNC 912594 ☐
- Stainless steel side kicking strips left and right, freestanding, 900mm width PNC 912621 ☐
- Stainless steel side kicking strips left and right, back-to-back, 1810mm width PNC 912627 ☐
- Stainless steel plinth, freestanding, 400mm width PNC 912916 ☐
- Connecting rail kit: modular 90 (on the left) to ProThermetic tilting (on the right), ProThermetic stationary (on the left) to ProThermetic tilting (on the right) PNC 912975 ☐
- Connecting rail kit: modular 80 (on the right) to ProThermetic tilting (on the left), ProThermetic stationary (on the right) to ProThermetic tilting (on the left) PNC 912976 ☐
- Endrail kit, flush-fitting, left PNC 913111 ☐
- Endrail kit, flush-fitting, right PNC 913112 ☐
- Endrail kit (12.5mm) for thermaline 90 units, left PNC 913202 ☐
- Endrail kit (12.5mm) for thermaline 90 units, right PNC 913203 ☐
- Stainless steel side panel, left, H=800, flush PNC 913224 ☐
- Stainless steel side panel, left, H=800, flush PNC 913225 ☐
- T-connection rail for back-to-back installations without backsplash (to be ordered as S-code) PNC 913227 ☐
- Insert profile d=900 PNC 913232 ☐
- Endrail kit, (12.5mm), for back-to-back installation, left PNC 913251 ☐
- Endrail kit, (12.5mm), for back-to-back installation, right PNC 913252 ☐
- Endrail kit, flush-fitting, for back-to-back installation, left PNC 913255 ☐
- Endrail kit, flush-fitting, for back-to-back installation, right PNC 913256 ☐
- Side reinforced panel only in combination with side shelf, for freestanding units PNC 913259 ☐

- Side reinforced panel only in combination with side shelf, for back-to-back installations, left PNC 913277 ☐
- Side reinforced panel only in combination with side shelf, for back-to-back installation, right PNC 913278 ☐